

GATutor

Who can participate in the GATutor program?


Participation is open to all Georgia public school students in grades 9-12 who are seeking free online tutoring services.

How do students sign up for GATutor?

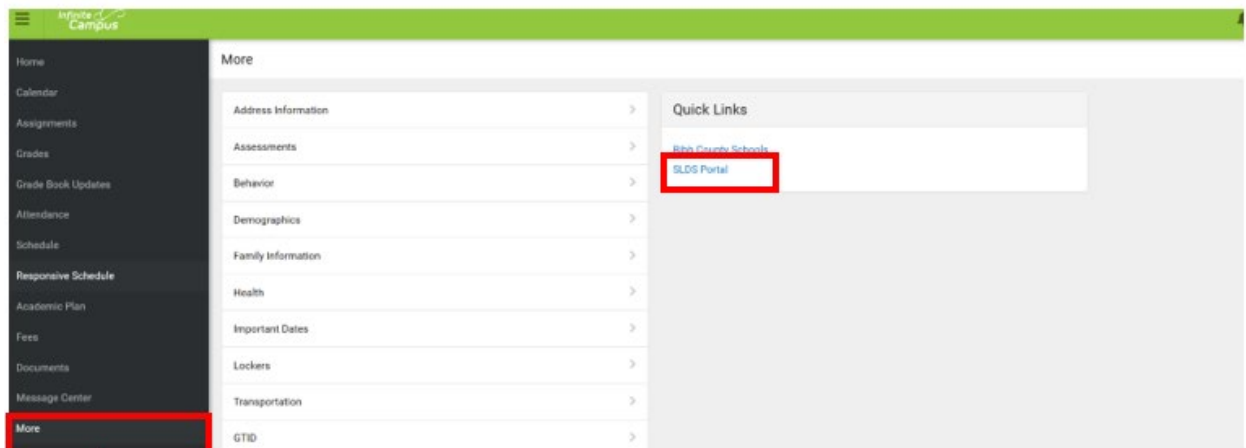
Pre-registration is not required for eligibility into the program. Every student will find a dedicated link on their Georgia Connects Dashboard, enabling them to seamlessly schedule tutoring sessions. This user-friendly process ensures that students can access the support they need without any unnecessary administrative hurdles.

How do students access GATutor?




1. Through **Classlink**, students will click on the **Infinite Campus** icon  or they can access by clicking on the **Infinite Campus** link on the BCSD Website,
2. Students will log into their **Infinite Campus Student Portal Account**
3. Click on the **More** tab*
4. Click on the **SLDS** Link*
5. Click on the **GA Tutor** tile or the **GATutor** tab to schedule tutoring**

*Step 3 and 4



**Step 5



Once a student has selected the GA Tutor tab, follow these 4 steps. (see diagrams below)

1. Select a Tutoring Subject and Course
2. Select a date and time.
3. Add details (Name, email address, physical address, what would you like to work on during your session)
4. Select "Book"

Step 1 and 2



GA Tutor
Welcome to GA Tutor!

[Need Help?](#)
[User Guides](#)

1. Select a Tutoring Subject and Course

Math

Language Arts

Science

Social Studies

2. Select a Date and Time

October 2023

SU	MO	TU	WE	TH	FR	SA
			25	26	27	28
29	30	31	1	2	3	4
5	6	7	8	9	10	11

Wednesday, October 25, 2023

Step 3

3. Add Details - Remember to verify your info below

First Name*

Last Name*

Email Address*

Remember to verify your email

Confirm Email Address*

Confirm email address is required.

Preferred Name

Please enter your physical address (No PO Boxes).

Address*

City*


State*

Zip Code*

Important notes about scheduling:

- Be sure to include specific details about the focus for your tutoring session.
- Some school district email accounts will not allow receipt of emails from outside organizations. Please use an email address that will receive messages.
- Join the session from the link provided in the email, or from the GaTutor student dashboard.
- Only schedule sessions that you plan to attend!

Step 4



For more information, visit the GATutor website at <https://www.gavirtualllearning.org/gatutor/>

COURSE OFFERINGS

Math

Algebra: Concepts & Connections
Geometry: Concepts & Connections
Advanced Algebra: Concepts & Connections
Advanced Financial Algebra

Science

Anatomy & Physiology
Biology
Chemistry
Earth Systems
Environmental Science
Physical Science

Language Arts

9th Literature & Composition
10th Literature & Composition
American Literature & Composition
British Literature & Composition

Social Studies

American Government
Personal Finance & Economics
U.S. History
World Geography
World History



Zoom Guide

GaTutor sessions will take place in Zoom's virtual platform. When students schedule sessions, they will receive an email notification containing the Zoom link to join the session. The scheduling email will be sent to the address provided during the booking process.

- Each session has a unique link.
- Students DO NOT need a Zoom account to join a tutoring session.
- Sessions can be joined from a desktop application (Windows or Mac), mobile app, or a web browser.
- Students can join tutoring sessions from a web browser without downloading/installing Zoom.
- Downloading and installing Zoom can be completed before joining. Otherwise, students will be prompted to download and install Zoom when clicking a join link.

